

Userfields on position level

Up to five UserFields can be displayed per document type in the DeepO Editor. These can be linked to defined Abacus fields.

As of Abacus version 2025 SP 15.05.2025, UserFields are now also available at position level in addition to the existing UserFields at header level. The configuration takes place in the DeepO settings under "Box settings > Further settings > Fields in the DeepO editor". There, the UserFields can be shown or hidden and renamed for each document type. When training tables at position level, recognised columns can be assigned directly to a UserField. The values entered in this way can then be mapped to Abacus user fields of the creditor positions (KPS table) in the Abacus programme Q908. The user fields that can be used must first be defined in the "K626 Database field definitions" programme.

If a user field is filled in the editor, the value is automatically saved in the corresponding Abacus field.

PrintScreens on the next page.

Userfields on position level

Configure fields

The fields can be shown or hidden via the checkbox.

Five user fields (UserField...) are available. Custom labels can be defined for these. User fields can be linked to existing fields in different Abacus programs within Abacus Q908.

Fields do not need to be visible to be populated by the initial analysis, a suggestion, or a keyword.

Document type:

Invoice (Received)

- | | | | |
|---|---|--|--|
| <input checked="" type="checkbox"/> Customer reference | <input checked="" type="checkbox"/> Structure | <input checked="" type="checkbox"/> E-mail | <input checked="" type="checkbox"/> Asset |
| <input checked="" type="checkbox"/> Purchase order number | <input checked="" type="checkbox"/> Approver | <input checked="" type="checkbox"/> Web page | <input checked="" type="checkbox"/> Contract |
| <input checked="" type="checkbox"/> Due days | <input checked="" type="checkbox"/> Payment details | <input checked="" type="checkbox"/> Property details | |
| <input checked="" type="checkbox"/> Due date | <input checked="" type="checkbox"/> Date | <input checked="" type="checkbox"/> ERP-ID | |
| <input checked="" type="checkbox"/> Discount days | <input checked="" type="checkbox"/> Payment Center | <input checked="" type="checkbox"/> Owner | |
| <input checked="" type="checkbox"/> Discount rate | <input checked="" type="checkbox"/> Ledger account | <input checked="" type="checkbox"/> Address | |
| <input checked="" type="checkbox"/> Discount days | <input checked="" type="checkbox"/> Currency | <input checked="" type="checkbox"/> Property | |
| <input checked="" type="checkbox"/> Discount rate | <input checked="" type="checkbox"/> Payment Amount | <input checked="" type="checkbox"/> EGID | |
| | <input checked="" type="checkbox"/> Payment Means | | |
| | <input checked="" type="checkbox"/> Creditcard Number | | |

Positionsfelder

- | | | | |
|---|--|---|--|
| <input checked="" type="checkbox"/> Position | <input checked="" type="checkbox"/> Reference Object | <input type="checkbox"/> Contract | <input checked="" type="checkbox"/> Text |
| <input checked="" type="checkbox"/> Date | <input checked="" type="checkbox"/> Account | <input checked="" type="checkbox"/> Code | <input type="checkbox"/> UserField1 |
| <input checked="" type="checkbox"/> HK/NK Datum | <input checked="" type="checkbox"/> Project | <input checked="" type="checkbox"/> VAT Rate | <input type="checkbox"/> UserField2 |
| <input checked="" type="checkbox"/> Delivery Bill Number | <input checked="" type="checkbox"/> CostCenter | <input checked="" type="checkbox"/> VAT Amount | <input type="checkbox"/> UserField3 |
| <input checked="" type="checkbox"/> Purchase order number | <input checked="" type="checkbox"/> CostCenter2 | <input checked="" type="checkbox"/> Total excl. | <input type="checkbox"/> UserField4 |
| <input checked="" type="checkbox"/> Period from | <input type="checkbox"/> Service Code | <input checked="" type="checkbox"/> Quantity | <input type="checkbox"/> UserField5 |
| <input checked="" type="checkbox"/> Period to | <input type="checkbox"/> Asset | <input checked="" type="checkbox"/> Total incl. | |

908 DeepCloud administration - ABACUS-DEMO [7777]

File Preview Migration



Box maintenance

Create & configure Boxes

Abacus settings

DeepO settings

Benutzerverwaltung (intern)

DeepBox connections

Create DeepBox connections

Misc.

Processes

Log

Connections

DeepO settings

DEEPO SETTINGS FOR CLIENT 8888

1 2 3 4 5 6 7 8 9

BOX NAME

Abacus clients

- ☐ 1111 HK 2025 Abacus-Client 1111 HK 2025 Abacus-Client
- ☐ 2222 HK 2025 GB% (P%)
- ☐ 8888 ABACUS-DEMO GB%
- ☐ 1111 ABACUS-DEMO
- ☐ 8888 HK 2025 Abacus-Client 1111 HK 2025 Abacus-Client
- ☐ 8888 HK 2025 GB%

Open selected Box

Find element

USERFIELD MAPPING PER DOCUMENT TYPE

There are 5 free user fields available on DeepO for the following. The values in the user fields are transferred to the selected Abacus client.

DOCUMENT TYPE

Invoice received Header

- ☐ UserField 1
- ☐ UserField 2
- ☐ UserField 3
- ☐ UserField 4
- ☐ UserField 5

Invoice received Item

- ☐ UserField 1
- ☐ UserField 2
- ☐ UserField 3
- ☐ UserField 4
- ☐ UserField 5
- ☐ UserField 6
- ☐ UserField 7
- ☐ UserField 8
- ☐ UserField 9

Various bug fixes and improvements in DeepAdmin

- Improvements to seal and certificate management
- Improvements to the management of an organization's DeepSign settings
- Optimized email change process
- Improved display when the user has multiple organizations
- Optimizations to SSO group assignment

Preparations for the removal of YAPEAL as a payment method

The YAPEAL account is no longer available as a payment method as of now. The necessary technical changes have been made and completed. All affected customers were notified in advance. YAPEAL credit cards can still be used as a payment method.

New PaperToDigital Process

Use your addresses to directly send physical mail to your Inbox via Koelliker Service

Pricing:

1.50 CHF per document (incl. 10 pages)

0.08 CHF per page after the first 10 pages

Discover more in the support article → <https://support.deepcloud.swiss/en/article/paper2digital-service/>

Various improvement

- Updated and improved invoice information management
- Improved handling, if certain quotas are overused

Disable certain signature types and jurisdictions & improvements to selection

- Possible to restrict the usage of certain signature types or jurisdictions
- New settings in DeepAdmin
- **IMPORTANT:** Applies only to processes in the DeepSign application and not to DeepSign integrated into third-party applications (e.g. Abacus)

Discover more in the support article → <https://support.deepcloud.swiss/en/article/set-signature-types-and-legal-spaces-in-deepsign/>

Organisation account

Testing Kursunterne... ▼

Organisation Data

Users

Groups

Boxes

Tags

Subscription

Signature Settings

Seal Certificates

Name

Name of the signee

Date

Date when signing takes place

Location

Only displayed if defined by the signatory

DeepSign Logo

Setting applies to all signatories

Availability

Edit the available signature types and jurisdictions for users in your organisation.

Level of security

☒ Simple electronic signature
 ☒ Advanced electronic signature
 ☒ Qualified electronic signature

Jurisdiction

☒ Swiss law (ZertES)
 ☒ EU law (eIDAS)

Default

Specify the default signature type and jurisdiction for users in your organisation.

Level of security

Simple electronic signature ▼




Jurisdiction

Swiss law (ZertES) ▼

Filling out forms in the DeepSign Editor

Within DeepSign, it is now possible to directly edit or fill out form fields. To do this, upload a PDF with form fields into DeepSign. This extension significantly eases the process of filling out and editing documents and improves the workflow for digital signatures.

testformular.pdf1 Seite




Testformular




Name:

E-Mail:


Geschlecht: ☒ Männlich ☐ Weiblich

☒ Ich möchte den Newsletter abonnieren.

Signieren als

 SES 

Antragsteller

 SES 

[Kommentar hinzufügen](#)

Eingeladene Unterzeichner

Signatur ausstehend

New batch function for sending/deleting/withdrawing documents

In DeepSign, you can now send, delete, or withdraw multiple documents in the signing process. However, you must switch from the grid view to the list view to do so.

+ New document

All

To Sign

Draft

Pending

Completed

Q Search

×

2 selected

Delete

Send invitations

Download

<input checked="" type="checkbox"/> Document name	Creation date ▼	Status
<input checked="" type="checkbox"/> <div>Blindtext.pdf</div> <div>Testing Kursunternehmen 62</div>	Today 10:30	Draft
<input checked="" type="checkbox"/> <div>QES_DemoDokument.pdf</div> <div>Testing Kursunternehmen 62</div>	Today 10:29	Draft

© DeepCloud AG | Classification level: C1 Public

Various bug fixes and improvements, such as

- Optimized stability
- UX/UI improvements of the sidebar in the DeepSign cockpit
- Fixed an issue where parts of the document were not rendered under certain circumstances
- Optimized upload dialog on mobile devices
- Fixed an issue where admin observers could not add new signees or observers in some cases during the process
- Improved seal view
- Optimized fallback language handling